

Poolmate

Healthy · Efficient · Safe

Poolmate Hydro 6

Robotic Pool Cleaner

The Pool Cleaner Experts




*The specific parameters and functions are subject to the actual products on the market.



**8800GPH Suction Power
with Dual Motors**




**Complete Cleaning
Coverage**



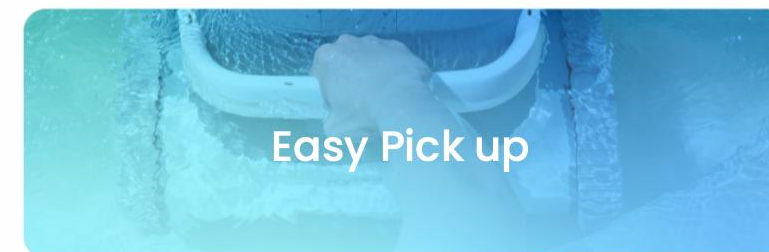
**Dual Zone
Dual-material
Combined**



App & Cloud Control



Double Inlet Design




Easy Pick up



Anti-tangle Swivel

Two Times Suction at 8,800 GPH

Lifting suction with dual pumps



*The specific parameters and functions are subject to the actual products on the market.

Powerful Thorough Cleanliness

Hydro 6 delivers comprehensive
filtering to remove pool debris



Enduring Motors

The brushless motor uses advanced underwater technology, offering corrosion resistance, no sparks, and lower noise.




Dual-zoned Large Capacity Filter Basket

Industry-leading 6.7L volume filter basket has a dual-zone design, effectively concentrates debris and reduces the risk of clogging without frequent cleaning.




Precise Filtration

Double material replaceable filter for more thorough cleaning.



**180µm
Nylon filter**
high permeability, traps
large dirt



**Hyper-fine
Non-woven fabric**
Captures fine particles
to ensure cleaner water
quality

Performance Doubled

Double inlet design delivers strong flow and enables stable vertical movement, while two proactive brushes double the scrubbing power



Comprehensive Efficient Cleaning

The Anti-Resonance Algorithm empowers an extensive coverage in limited time.
The anti-tangle swivel minimizes the chance of cord jams.



*The specific parameters and functions are subject to the actual products on the market.

Superior Main Drain Cover Traversal

The reinforced Track-wheels can handle any terrain and have greater traction while passing over main drain obstacle.




Enhanced Wall Climbing

Hydro 6 demonstrates the ability to climb and clean walls thoroughly. The track-wheels provide the stability needed to brush vertical surfaces as clean as the floor.



Waterline Lateral Scrubbing

Poolmate's patented lateral movement technology results in more effective and higher overall cleanliness.

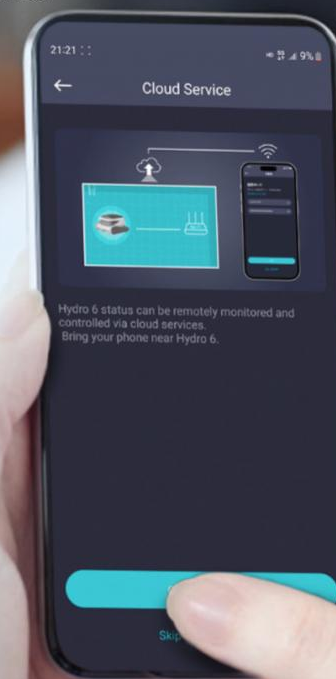


Reinforced Track-wheels



App & Cloud Control

The dedicated app puts pool maintenance at your fingertips.
Enjoy easy, convenient control from anywhere at anytime.



Easy Pickup with Control Box

Intuitive control box has multiple cleaning modes to choose from. The convenient "pick up" feature directs the robot to the nearest pool edge for easy retrieval.



*The specific parameters and functions are subject to the actual products on the market.

Product Parameter

Dimension of robot	485 x 475 x 342mm
Weight of robot	12.5 kg (exclude cable)
Dimension of control box	352 x 82 x 211 mm
Weight of control box	2.3 kg (exclude cable)
Filter precision	180 μm
	Hyper-fine 1 μm
Cable length	18m/25m
Rated input voltage	AC100-240V
Rated output voltage	DC 24 V
Power	Average Input Power 250W
	Maximum Input Power 320W
Use depth	0.8~5 m
Dimension of swimming pool	Up to 15m
Cleaning area	Auto (Floor+Walls+Waterline) Wall enhanced (Floor+Walls) Floor only

Movement speed	15m/min
Protection grade of robot	IP68
Protection grade of control box	IP54
Anti-tangling cable	Support
Quantity of active brushes	2
Quantity of pumps	2
APP	Support
Appointment enabled	Support
Manual mode	Support
Water temperature display	Support
Working temperature	5-35°C
Storage temperature	5-45°C
Cloud Service	Support

Poolmate, The Pool Cleaner Experts

Healthy · Efficient · Safe



Poolmate

Healthy · Efficient · Safe

Poolmate Hydro 6

Robotic Pool Cleaner

The Pool Cleaner Experts



*The specific parameters and functions are subject to the actual products on the market.